

The Passion Project

Student Driven Projects & Presentations

Julie Carmona, 3rd grade Teacher, Valley View Elementary, Eanes ISD
jcamona@eanesisd.net @julieccarmona

Margie Brown, Educational Technologist, Valley View Elementary, Eanes ISD
mbrown@eanesisd.net @mbrowneisd

<http://vvepassionproject.weebly.com>





Valley View Elementary

Austin, Texas

PASSION PROJECT

Search



HOME

STEPS

RESEARCH

INSPIRATION

BLOG

PROJECTS

TEACHER RESOURCES

MORE...

WELCOME

You are **GENIUSES** and the World expects your contribution. What are you going to contribute?

[Share your passion!](#)

*Blog for Support
"Questions or Comments"*

Putting it All Together

Starting with the End:

Student Blog

Dance Shoes

The Spiderwick Chronicles

What's Your Passion...?

*Bring Engagement Back
into the Classroom*

*"The single handedly best thing I've done in my
classroom in 10 years"*




Background: When?

- ▶ **Timeline:** Several weeks and ongoing, then the process is started all over again
- ▶ **Allotted Time:** 2x week for 30-45 mins.
- ▶ **RTI/Intervention Time or Computer Lab:**
- ▶ **Evaluation:** Passion Projects are not graded, but students can do ongoing reflections and end of project rubric

Who? What? How?

- ▶ **Grade Level:** All Grades
- ▶ **Subject:** Interdisciplinary
- ▶ **Collaboration:** Began Independently, but Students Organically started to Join Forces
- ▶ **Technology:** Low-tech to High-tech



Introduction

- ▶ "Steps" tab - "Introduction" on the drop down menu
- ▶ Kid President Video- "Pep Talk"
- ▶ Haiku deck slideshow- "Welcome to the Passion Project"
- ▶ Q&A, students ask questions-(confusion, yes!)
- ▶ Next Steps- students are asked to "think" about their passions until next time



Step 1: Passion

- ▶ Finding Your Passion and Generating Ideas
- ▶ Genius Hour video- introduction
- ▶ Passion Project Blog- share teacher comments/passions
- ▶ Sticky note- write down some of your passions
- ▶ “Generate Ideas” worksheet- discuss next steps
- ▶ Set up Passion Project Go to Folder-

THE


PASSION

PROJECT



Step 1: Passion

- ▶ Finding Your Passion and Generating Ideas: Continued
- ▶ Class 1 Worksheet “generating ideas”
- ▶ Inspiration- video, quote, article
 - ▶ Video Examples- “Caine’s Arcade Part 1 & 2” and “Goldiblox”, Rube
- ▶ BLOG- “What is your passion?”





Step 2: Topic Approval

- ▶ Decide on a Topic and Develop an Inquiry Question- a question that can't just be “Googled”
- ▶ Class 2 Worksheet “topic approval”
- ▶ Inspiration- video, quote, article
 - ▶ Video Example: “Kid President:How to be an Inventor”
- ▶ BLOG- “What is your approved topic and inquiry question?”

Passion Project Flowchart

3rd Grade Passion Projecteers



Public

[◀ Show sidebar](#)**Step 1: Passion_____**

1. Identify your passion 2. Put your passion sticky on the Passion Project bulletin board

Addi

Sophia

Scarlett

Elliot

Isabella

Oliver

Zach

Add a card...

Step 2: Essential/Inquiry Question_____ 1.

Come up with your Inquiry Question(s) 2. Complete "Topic Approval" worksheet

Add a card...

Step 3: Brain Storm & Research_____

1. Use research Thinglink and other resouces to become an expert on your topic. 2. Create a plan for your project and presentation.

Rebecca

Sicily

Alex

Add a card...

Step 4: Project_____
1. Create your project_____

Jonah

Ella

Kean

Stevie

Ben

Add a card...



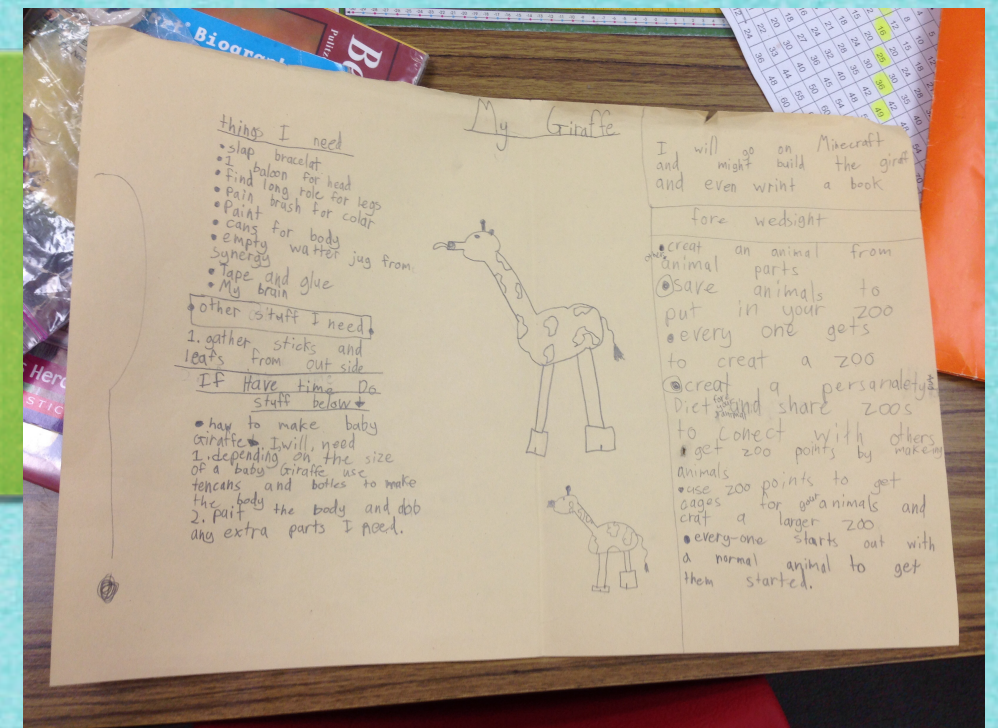
Step 3: Research

- ▶ Begin Research on Approved Topic
- ▶ Research Notes Worksheet and other options
- ▶ Class 2 Worksheet “topic approval”-cont.
- ▶ Inspiration- video, quote, article
- ▶ Blog Topic - “What is your approved topic and inquiry question?”
- ▶ Gather Project Resources
- ▶ Passion Project Spreadsheet

Passion	Question	Project	Presentation	Materials Needed	From School	
Art and Dogs	How to showcase my art and passion for Dogs?	sculpture	video-videolicious	white clay, sculpting tool (Ms. Mac)		
Humor Comics	Where can I go with comics, what can I do with it, how big can it become?	Comic Strip Website	Website- get on it	weebly website, laptop & computer		
Cooking	How do I create my own recipes	Blog, Cooking	Sharing Blog posts and cooking recipes	weebly blog creation		
Space- Venus	What is the difference between Venus and all the other planets?	Model of the Solar System	Share the model and Keynote presentation	bringing stuff from home		
Minecraft Lego	What is the history behind Minecraft and why what Lego Minecraft created?	Minecraft Lego set	Show the Lego Set, Video or videolicious	Minecraft Lego set,		
Desserts	Why did they start making desserts?	Making a dessert (cupcake) at home. In class make a clay cupcake model.	Video of making the dessert. History presentation and model	Model Magic	model magic	
Basketball	How has basketball changed over the years?	Website	Video	weebly website,		
History of Tap	Who started tap and why?	Model of Tap Shoe, Label Parts	Video-tapping, teach class steps	presentation boards, model magic		
Video Games	What inspired the person who created video games?	Create a Video Game	Share Game Tynker	laptop, computer, Tynker login		
Programmers	How did the programmers create Minecraft?	Presentation Board about Programmers, old computer game	Presentation Board			
Minecraft	Why was Minecraft started? How did they choose Notch as the creator of Minecraft?	Create a slideshow (Keynote)	Keynote			

Step 4: Project

- ▶ Project Brainstorming
- ▶ Brainstorming Map- Products and Creations
- ▶ Partner Brainstorm
- ▶ View Video Example Presentations
- ▶ Blog Topic- “What are you creating/doing for your Passion Project?”



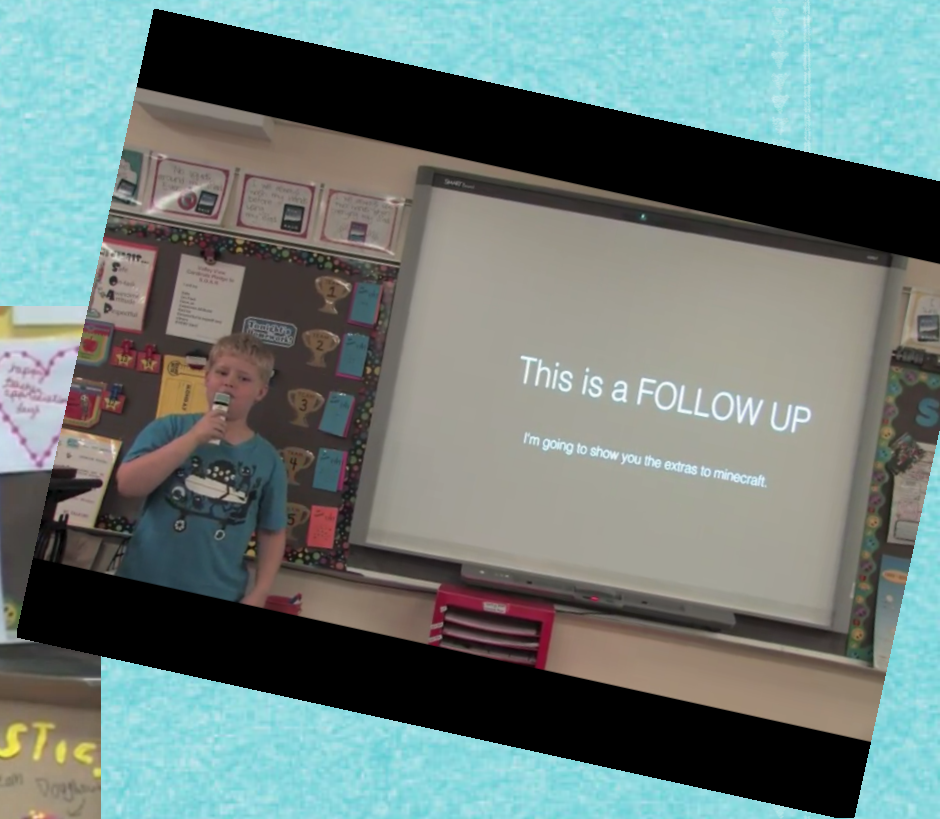

Step 5: Presentations

- ▶ View Example Presentations, offer ideas for types of presentations
- ▶ Brainstorming Map- Presentation
- ▶ Continue Research as needed
- ▶ Bring in materials
- ▶ Blog Topic- “How are you going to present your Passion Project?”



Step 5: Presentations

- ▶ Video taped- optional
- ▶ Upload videos and photos to class blog or website





Rubric & Reflections

- ▶ Sample Rubrics
- ▶ "Reflections" Worksheet
- ▶ Blog Finale "What was your favorite thing about doing the Passion Project? Would you like to continue doing this? Why?"



Back to Square 1

"Do more of what makes you awesome"